

I Can Write My Name!

Monthly Name Samples for Assessment



2 care
+
2 teach

4 kids



Ideas for Use:

- I collect a name sample once each month. You could collect them less frequently depending on how often your students attend your program.
- We use short crayons to promote proper grasp and pressure.
- I cut the pages into separate months and just supply the children with one at a time.
- I staple them all together in monthly order at the end of the year and include them in each child's portfolio.

Graphics Used:

Creative Clips by Krista Wallden,

<http://www.teacherspayteachers.com/Store/Krista-Wallden>

Fonts Used:

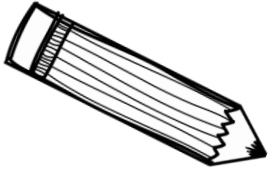
KG Fonts, By Kimberly Geswein Fonts,

<https://www.teacherspayteachers.com/Store/Kimberly-Geswein-Fonts>

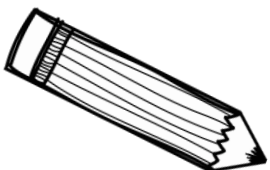
TOU:

Please do not copy or redistribute this product other than for your own personal use. Thanks!

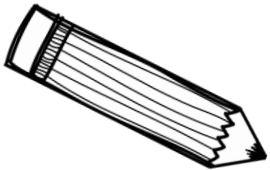




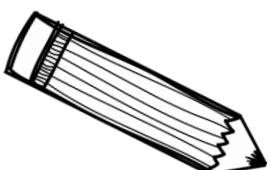
This is how I wrote my name in September.



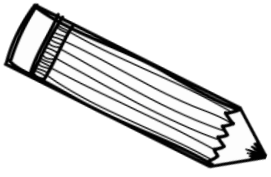
This is how I wrote my name in October.



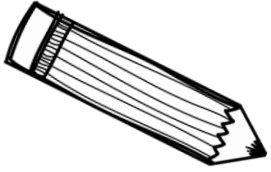
This is how I wrote my name in November.



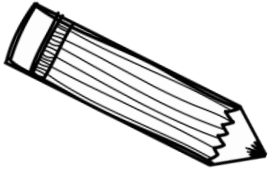
This is how I wrote my name in December.



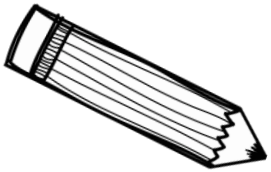
This is how I wrote my name in January.



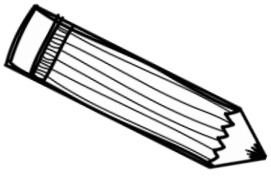
This is how I wrote my name in February.



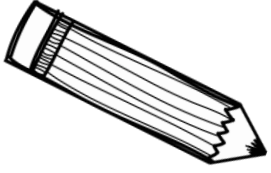
This is how I wrote my name in March.



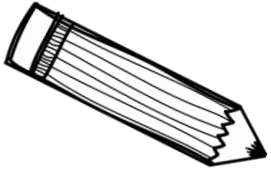
This is how I wrote my name in April.



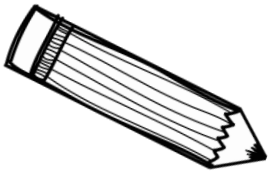
This is how I wrote my name in May.



This is how I wrote my name in June.



This is how I wrote my name in July.



This is how I wrote my name in August.